



# Tips on How To Get Your Lawn in Shape

---

PRESENTATION TO:

KNOLLWOOD VILLAGE CIVIC CLUB

JANUARY 30, 2019

BOB PATTERSON – SOUTHWEST FERTILIZER

# About the Store



- **Since 1955**
- **Quality Products**
- **Wide Selection**
- **Outstanding Customer Service**



Corner of Renwick & Bissonnet

**MicroLife™**

**COLOR  
STAR**



**NITRO-PHOS  
FERTILIZERS**

**ORGANIC.**

**FOX FARM**  
SOIL & FERTILIZER COMPANY

**Osmocote™**  
Smart-Release® Plant Food

**Hi-Yield®**

**ferti-lome®**

**Miracle-Gro®**

**Carl Pool**  
SUPERIOR FERTILIZERS

**Medina®**  
Since 1962

**SOUTHWEST  
FERTILIZER**  
Since 1955

**Scotts®**

**MEDINA AGRICULTURE PRODUCTS CO., INC.**

# About Bob Patterson

---



- **Lifelong Houstonian**
- **University of Houston Graduate**
- **30 years at Southwest Fertilizer**
- **Wife - Diane**
- **Children - Graycie**



# What We Will Talk About

---



- Fertilizer schedule (synthetic)
- Fertilizer schedule (organic)
- Weed control (preventative & curative)
- Fertilizing trees & shrubs
- Q & A

# #1 Tip for a Successful Lawn

---

**Follow a schedule!**

**(hopefully one for the Houston/Gulf Coast area)**

# Lawn Fertilization Schedule (Synthetic)

---

- 1. February 15<sup>th</sup> – March 1<sup>st</sup> : Quick Release 15-5-10**
- 2. April 1 – May 1<sup>st</sup> : Slow Release 15-5-10**
- 3. July 1<sup>st</sup> – August 1<sup>st</sup> : Slow Release 15-5-10**
- 4. October 1<sup>st</sup> – November 1<sup>st</sup> : Fall Special/Winterizer**

# Lawn Fertilization Schedule (Organic)

---

- 1. March – Organic lawn food (Microlife)**
- 2. July – Organic lawn food (Microlife)**
- 3. October – Organic lawn food (Microlife)**

## **Things to remember with Organics:**

- We are feeding the soil, not the plants**
- Don't expect "instant" results when changing over to an organic regiment. It's a slow process that will not show results right away.**



# Weed Control (Preventative)

---

- 1. February 1<sup>st</sup> : Barricade or Dimension Pre-Emergent Weed Control**
- 2. May 1<sup>st</sup> : Barricade or Dimension Pre-Emergent Weed Control**
- 3. November 1<sup>st</sup> : Barricade or Dimension Pre-Emergent Weed Control**

# Weed Control (Curative)

---

- 1. February 1<sup>st</sup> – March 15<sup>th</sup> : Weedfree Zone (with Spreader Sticker) following label instructions**
- 2. March 15<sup>th</sup> – May 1<sup>st</sup> : Weedfree Zone (with Spreader Sticker) following label instructions**

# You Might Consider Aerating your Lawn

---

- **Core aeration is best**
- **Opens up the soil to allow nutrients, air & water, to reach the root zone**
- **Get together with a neighbor or two to help control cost**

# You Might Consider...

---

## **Compost top dressing:**

- **½” over the lawn will help add organic matter to the lawn**
- **Perfect time to apply is after core aeration!**

# Don't Forget to Water

---

- **St. Augustine grass requires 1 – 1 ½ inches of water per week**
- **Best time to run the sprinkler is early morning (after sun rise)**


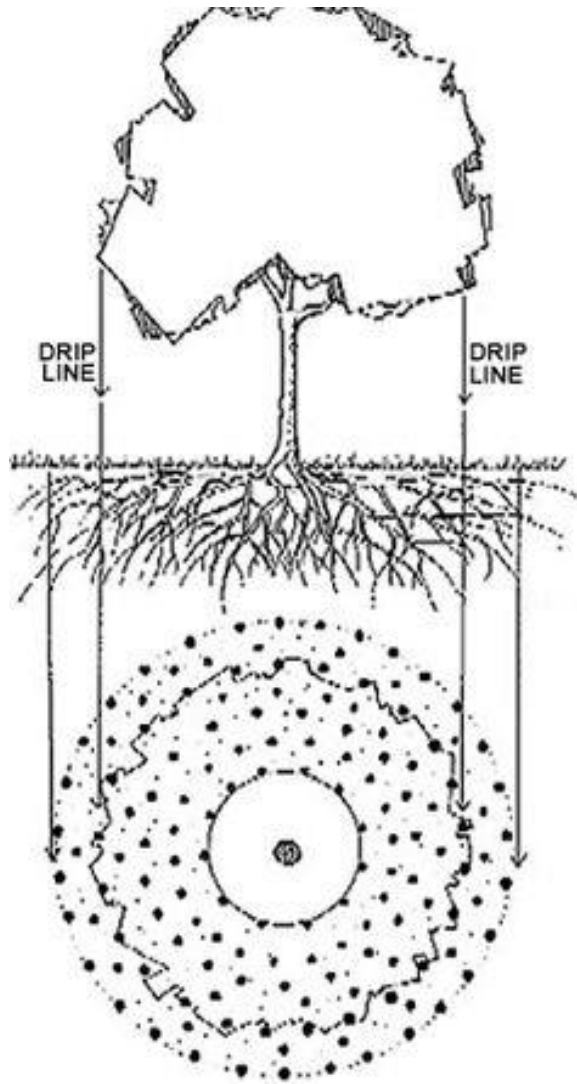
# Feeding Trees

---

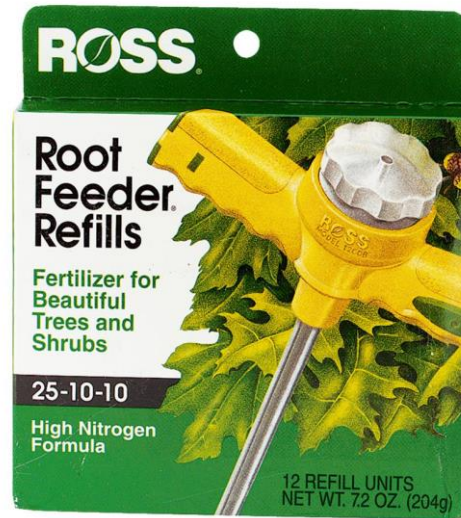
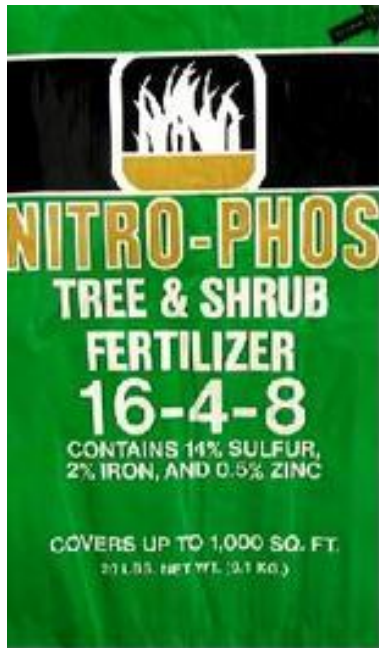


- **Deep feeding is always best (9-12 inches deep)**
- **Use a fertilizer formulated for the tree (Evergreen, Fruit Tree, Flowering Tree)**
- **Fertilize trees at least twice a year**







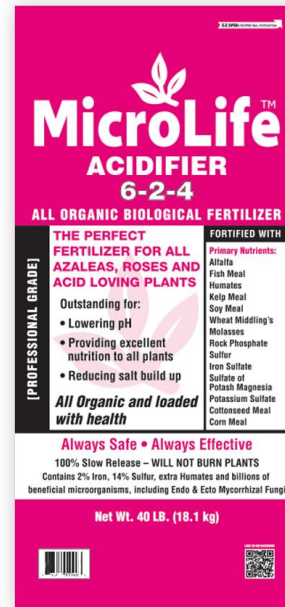


# Feeding Shrubs

---



- **Use a shrub fertilizer formulated for type of plant**
- **Fertilize evergreen shrubs twice a year**
- **Fertilize azaleas after blooms drop. Feed three times, 30 days apart. Add iron supplement as needed.**







**Thank You**